

## INTRODUCTION

Volunteers of America, Sojourn at Seneca, (Sojourn at Seneca), located in Tiffin, Ohio, is a 24-bed adult psychiatric hospital licensed by the Ohio Department of Mental Health and Addiction Services, fully accredited by The Joint Commission, and CMS Medicare and Medicaid certified to provide acute care services. Sojourn at Seneca's programming focuses on the behavioral health treatment needs of the senior population - aged 55 and older with age exceptions reviewed on a case-by-case basis.

After thorough planning with regional partners including Mercy Health-Tiffin Hospital, Sojourn at Seneca opened its doors in January 2016. Sojourn at Seneca is located on the campus of Mercy Health-Tiffin Hospital, and is in very close proximity to the hospital. Volunteers of America collaborated with Mercy Health-Tiffin Hospital on the planning and development of a senior behavioral health hospital in the community. The need for this service was based on a market analysis. Community information, in addition to recent research findings by Mercy Health-Tiffin Hospital served as the foundation for the 2024 Community Health Needs Assessment (CHNA).

Adhering to Volunteers of America's Vision for the Future: *"building on healthcare and housing successes, and working with Volunteers of America affiliates, we will be a leader in creating innovative, compassionate and comprehensive responses to human needs,"* the hospital was opened to serve the acute behavioral health needs of the senior population in this region. Acute mental health care for our region's senior population demonstrates an investment in treatment and supports that have positive outcomes and improved quality of life. Some of the more common mental health diagnoses Sojourn at Seneca has taken to date include bipolar disorder, major depressive disorder, panic disorder, schizoaffective disorder, and dementia with behavioral disturbances.

Based on Volunteers of America Values of Respect, Teamwork, Honesty, Diversity, Responsibility and Quality, Sojourn at Seneca provides comprehensive assessment, medication management, and mental health services for our senior patients in a state-of-the-art hospital environment of hope and healing. The Sojourn at Seneca treatment team includes a board-certified psychiatrist and psychiatric certified nurse practitioner as well as a medical team consisting of a family practice board-certified medical doctor, nurse practitioners and physician assistants. The team at Sojourn at Seneca also includes a licensed social worker, licensed professional counselor, registered nurses, certified therapeutic recreation specialists, licensed practical nurses, and behavioral health technicians.

## EXECUTIVE SUMMARY OF CHNA FINDINGS

### Service Area Definition

Seneca County has a total area of 553 square miles. Adjacent counties include Sandusky, Huron, Crawford, Wyandot, Hancock and Wood. Contiguous ZIP codes included in the community served by Mercy Health-Tiffin Hospital include 44802, 44807, 44809, 44815, 44818, 44828, 44830, 44836, 4841, 44845, 44853, 44831, 44867 and 44883

Sojourn at Seneca serves a geographic area encompassing primarily Seneca, Sandusky, and Wyandot Counties. However, Sojourn at Seneca has received clients from many other counties across Ohio including but not limited to Hancock, Erie, Allen, and Marion. Based upon the county of residence of discharged inpatients, most patients reside in Seneca County. This primary service area includes the following ethnic groups: 88.5% Caucasian, 2.7% African American, 5.8% Hispanic, 0.8% Asian, 0.3% American Indian, and 1.9% from other races. 12% of residents are in households below the federal poverty guidelines. 7.6% of persons under age 65 are without health insurance.

Sandusky County includes the following ethnic groups: 82.7% Caucasian, 11% Hispanic or Latino, 3.6% African American, 0.5% Asian, 0.4% American Indian and Alaskan Native, 1.8% from other races. Sandusky County has a total area of 408

square miles. 12.1% of residents are in households below the federal poverty guidelines. 7.6% of persons under age 65 are without health insurance. Contiguous zip codes for Sandusky County are 43407, 43420, 43431, 43442, 43410, 43469, and 43464.

Wyandot County includes the following ethnic groups: 94.3% Caucasian, 3.3% Hispanic, 0.5% African American, 0.7% Asian, and 1.2% other. Wyandot County has a total area of 406 square miles. 9.1% of residents are in households below the federal poverty guidelines. 6.7% of persons under age 65 are without health insurance. Contiguous Zip codes for Wyandot County are 43316, 43323, 43330, 43351, 43359, 44844, 44849, and 44882.

## **Process for Determination of Community Needs**

### Collaboration

Sojourn at Seneca is a member of the Hospital Council of Northwest Ohio, and data compiled by HCNO was utilized for the purpose of assessing demographics and community health needs for the Sojourn at Seneca service area. In addition, the Mental Health and Recovery Board of Sandusky, Seneca and Wyandot County provided resources and information. Mercy Health-Tiffin Hospital, partners with the Seneca County Health Alliance, a collaborative strategic planning process involving key shareholders in the region. Sojourn at Seneca leadership team met with representatives from Mercy Health-Tiffin Hospital, to establish primary areas of focus related to assessing and serving the needs of the senior population in Seneca County. Sojourn also collaborates with the Seneca County Probate Court to serve the needs of adults who may need to be involuntarily hospitalized.

### Patient Insights

Sojourn at Seneca sponsors a quarterly Patient and Family Advisory Committee to elicit feedback from those that we have served, and their family members. This mechanism generates feedback related to the lived experience of having a loved one hospitalized with behavioral health concerns.

Sojourn at Seneca partners with the local chapter of National Alliance for Mental Illness (NAMI), which serves Seneca, Sandusky, Ottawa and Wyandot counties. The NAMI chapter collects feedback from persons served at Sojourn and shared relevant data for the purpose of our CHNA.

### Community Input

Leaders at Sojourn at Seneca serve as voting members of the Seneca Community Council that meets each month. The group consists of members of the community who provide education, funding and networking services throughout the region.

Sojourn at Seneca provides a staff member to serve on the local Alzheimer's Committee. The committee supports efforts to raise awareness for Alzheimer's disease in the community, and provides data on the impact of the disease.

### Input from Representatives of Underserved Populations

Data collected by the Mercy Health-Tiffin Hospital was accessed and reviewed to determine unique needs of underserved, low income and minority populations within the Sojourn at Seneca service area. The table below describes the organization, method of solicitation and the populations served by the agency.

ORGANIZATION	SOLICITATION METHOD	POPULATIONS REPRESENTED BY ORGANIZATION
Community Hospice Care of Tiffin	Input with survey questions, discussion and identifying problems	Medically under-served and low income
Firelands Counseling and Recovery Services	Input with survey questions, discussion and identifying priorities	Mental health and substance abuse
Fostoria Community Schools	Input with survey questions and discussion	Families and children
Fostoria United Way	Participated in the CHNA community discussion	Medically under- served, low income and minority populations
Hospital Council of Northwest Ohio	Facilitated for CHNA for Seneca County	Community at large
Mental Health and Recovery Services Board of Seneca, Sandusky, and Wyandot Counties	Input with survey questions and discussion	Mental health and substance abuse
Promedica Fostoria Community Hospital	Input with survey questions, discussion and identifying priorities	Medically under-served, low income and minority populations
Seneca County Area Transportation	Participated in CHNA community discussion	Medically under-served low income and minority populations
Seneca County Board of Developmental Disabilities	Input with survey questions and discussion	Persons with disabilities
Seneca County Children and Family First Council	Input with survey questions and discussion	Medically under-served and low-income families and children
Seneca County Commission on Aging	Participated in the CHNA community discussion	Elderly
Seneca County Health District	Input with survey questions, discussion and identifying priorities	Medically under-served and low income
Seneca County Health Department	Input with survey questions, discussion and identifying priorities	Medically under-served, low income, and minority populations
Seneca County Department of Jobs and Family Services	Input with survey questions and discussion	Families and children
Tiffin City Schools	Input with survey questions and discussion	Families and children

## SIGNIFICANT HEALTH FINDINGS RELATED TO BEHAVIORAL HEALTH NEEDS

Through conversations with our community partners, Mercy Health-Tiffin Hospital, HCNO, health associations and community feedback, Sojourn at Seneca determined that the hospital could best collaborate with community partners to improve community health by addressing identified needs specific to Behavioral Health. The following information reflects significant findings related to Behavioral Health needs across the Sojourn at Seneca service area.

### Mental Health and Suicide Risk

#### Capacity and Adequacy of Service Levels

- 3% of Seneca County adults had considered attempting suicide in the past year. 25% of adults reported they or a family member were diagnosed with or treated for anxiety or emotional problems in the past year.
- 11% of Seneca County adults reported having a period of two or more weeks in a row when they felt so sad or hopeless almost every day that they stopped doing usual activities.
- 25% of Seneca County adults rated their mental health as not good on four or more days.

**National Suicide Statistics**

**Across the US in 2022, 1.6 million people attempted suicide and 48,181 died from suicide**

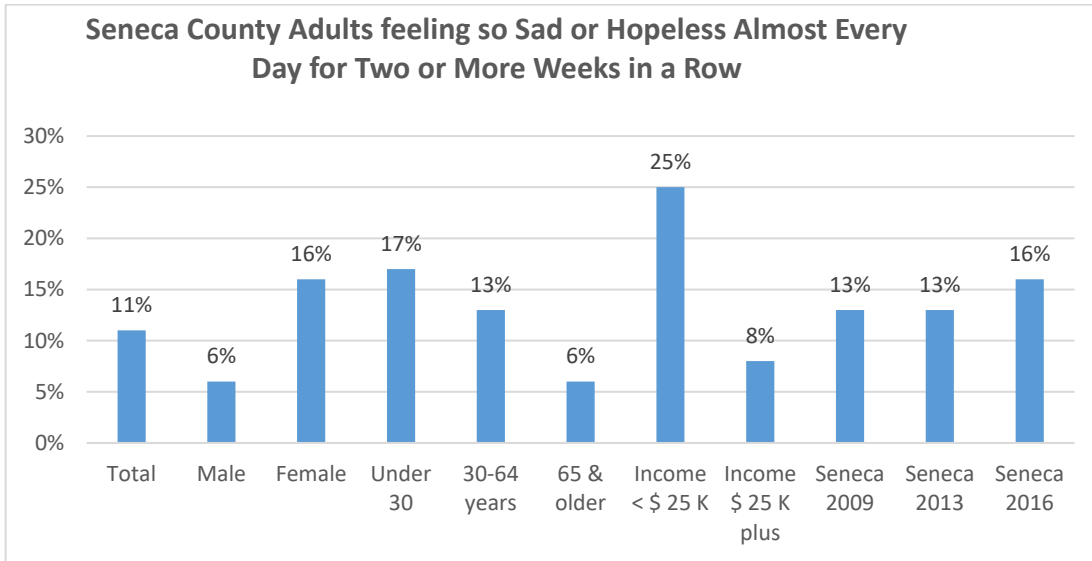
- > On average, 132 people commit suicide per day
- > In 2021, there were 1,766 suicide deaths in Ohio
- > In 2021, for every female suicide there were 3.9 male suicides.
- > The breakdown of suicide methods included:
  - Firearm suicides (26,328)
  - Suffocation/Hanging (12,431)
  - Poisoning (5,568)
  - Other (3,854)

Source: National Institute of Mental Health

#### Adult Mental Health Trends

- Seneca County adults reported they or a family member were diagnosed with or treated for the following mental health issues: anxiety or emotional problems (25%), depression (23%), an anxiety disorder (16%), attention deficit disorder (ADD/ADHD) (9%), bipolar disorder (7%), developmental disability (6%), alcohol and illicit drug abuse (6%), post-traumatic stress disorder (PTSD) (5%), autism spectrum (5%), eating disorder (2%), life-adjustment disorder/issue (2%), other trauma (2%), psychotic disorder (2%), problem gambling (1%), some other mental health disorder (1%).
- Seneca County adults indicated the following caused them anxiety, stress, or depression: job stress (33%), financial stress (35%), death of close family member or friend (22%), poverty/no money (16%), fighting at home (14%), marital/dating relationship (14%), sick family member (14%), other stress at home (13%), unemployment (9%), family member with mental illness (7%), caring for a parent or others (7%), not having enough to eat (4%), not having a place to live (2%), not feeling safe at home (2%), not feeling safe in the community (1%), divorce/separation (1%), and other causes (10%).

The following graph shows Seneca County adults who felt sad or hopeless for two or more weeks in a row during the past year. Examples of how to interpret the information includes: 11% of all Seneca County adults felt sad or hopeless for two or more weeks in a row, 6% of males, and 16% of females.



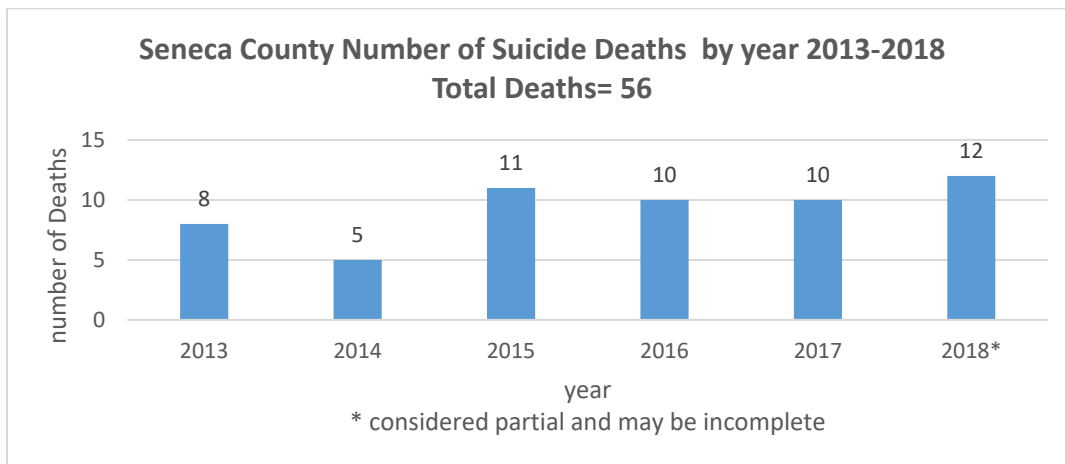
Source: Seneca County Community Health Status Assessment Executive Summary 2020

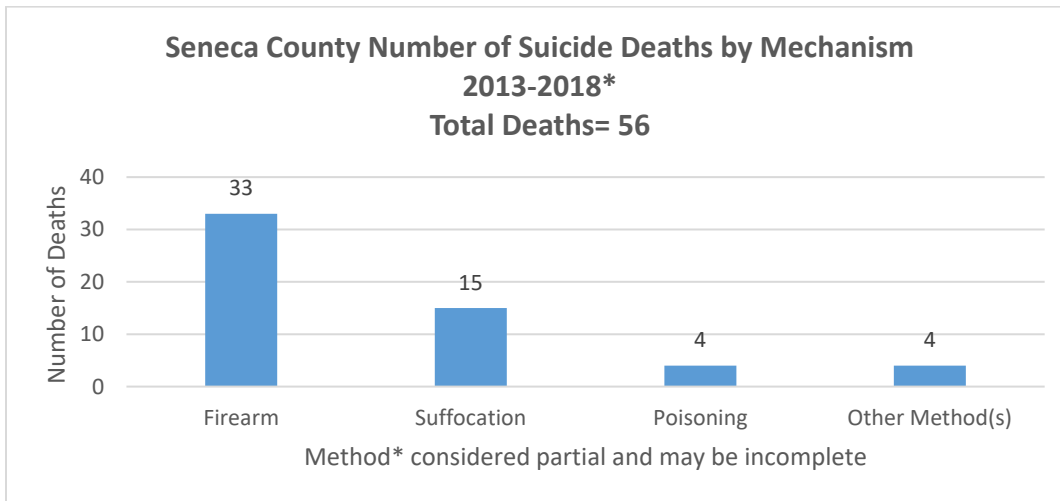
Adult Comparisons	Seneca County 2013	Seneca County 2016	Seneca County 2019	Ohio 2017	U.S. 2017
Considered attempting suicide in the past year	4%	6%	3%	N/A	N/A
Felt so sad or hopeless almost every day for two weeks or more in a row	13%	16%	11%	N/A	N/A

N/A= Not available

Source: Seneca County Community Health Status Assessment Executive Summary 2020

The graphs below show the Seneca County suicide counts and method used for 2013-2018.





Source: Seneca County Community Health Status Assessment Executive Summary 2020

Existing Community Resources to Address Adult Mental Health Needs

- Mercy Health-Tiffin Hospital Emergency Room providers screen for mental health concerns. Providers are alert to mental health diagnostic criteria, and provide referrals to specialty providers, like Sojourn at Seneca when appropriate.
- Counseling services are available through Firelands Counseling and Recovery Services, and various private practices.
- First Call for Help, Inc., provides a suicide prevention hotline for teens and a crisis stabilization unit.
- Students Against Destructive Decisions (SADD) is available to middle and high school students within several school districts.
- The Seneca County Probate Court may refer patients to Sojourn at Seneca for involuntary hospital care and treatment.
- Sojourn at Seneca partners with the community to provide Mental Health Support groups, which are available through the National Alliance of Mental Illness (NAMI), and other agencies.
- Community Hospice Care provides bereavement counseling for ages five and up.

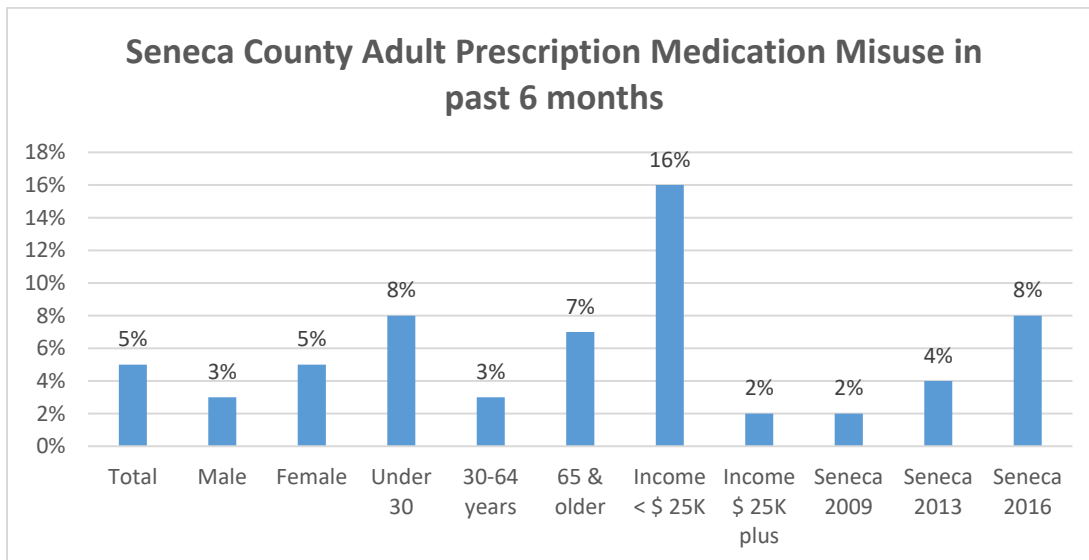
**Drug and Alcohol Use**

Drug Use

- 5% of all Seneca County adults used marijuana in the past six months; the percent increased to 6% among those with incomes less than \$25,000.
- 6% of all Seneca County adults reported using other recreational drugs in the past six months such as cocaine, synthetic marijuana/K2, heroin, LSD, inhalants, Ecstasy, bath salts, and methamphetamines.
- When asked about their frequency of marijuana and other recreational drug use in the past six months, 15% of all Seneca County adults who used drugs did so almost every day, and 5% did so less than once a month.
- During the past 6 months 5% of adults used medication not prescribed for them or took more than prescribed to feel good, “high,” more active or alert; increasing to 7% of those ages 65 and older and 16% of those with incomes less than \$25,000.

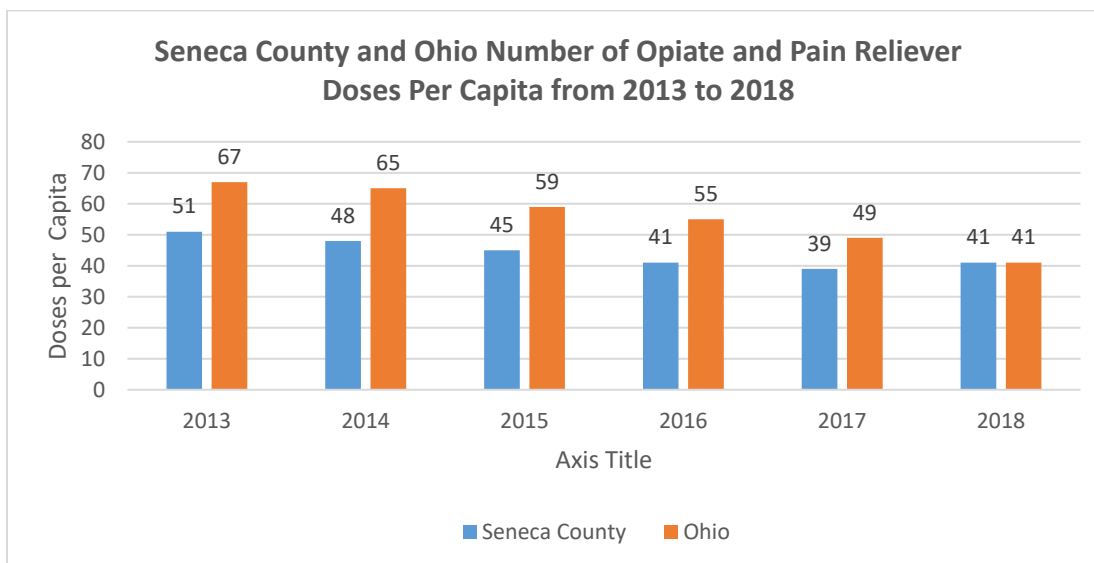
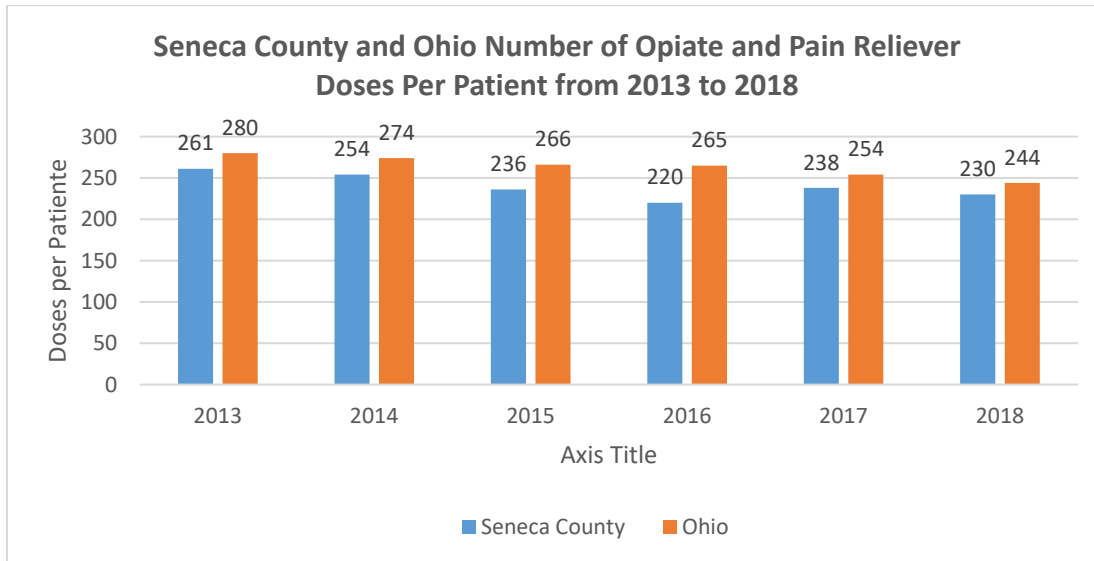
- When asked about their frequency of medication use not prescribed for them, 48% of adult drug users did so almost every day, and 7% did so less than once a month.
- The opioid epidemic has taken an enormous economic toll on northwest Ohio. In 2017, unintentional drug overdoses were responsible for the deaths of 4,854 Ohioans, up from 4,050 deaths in 2016. Today's rate is 48.1 per 100,000.
- Seneca County adults indicated they did the following with their unused prescription medication: took all as prescribed (24%), took it to the medication collection program (16%), flushed it down the toilet (14%), kept it (13%), took it to the sheriff's office (10%), threw it in the trash (10%), took it in on drug take back days (7%), kept in a locked cabinet (3%), trade it (1%), gave it away (less than 1%), drugs were stolen (less than 1%), sell it (less than 1%), and some other method (2%). 42% of adults did not have unused medication.
- Prescription opioids such as Fentanyl, Oxycodone, and Percocet are the most sought-after medications for illicit drug use in Northwest Ohio. A prescription opioid addiction can often lead to heroin use.

The following graph shows adult medication misuse in the past six months. 5% of adults used misused medication in the past six months, increasing to 7% of those ages 65 and older and 16% of those with incomes less than \$25,000.



Source: Seneca County Community Health Status Assessment Executive Summary 2020

The following graphs are data from the Ohio Automated Prescription Reporting System (OARRS) indicating Seneca County and Ohio opiate and pain reliever doses per patient, as well as doses per capita.



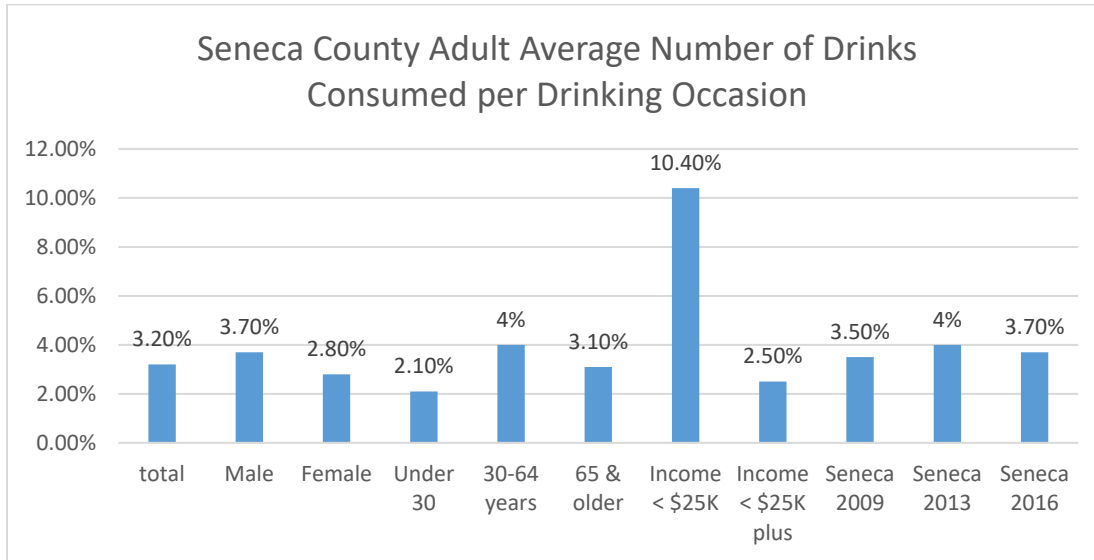
Source: Seneca County Community Health Status Assessment Executive Summary 2020

Alcohol Use

- The 2020 BRFSS reported binge drinking rates of 17.3% for Ohio and 17% for the U.S.
- In 2020, 7.9% of Seneca County adults were considered heavy drinkers and 18.6% were considered binge drinkers.



The following graph shows the percentage of Seneca County adults who consumed alcohol and the amount consumed on average.



Source: Seneca County Community Health Status Assessment Executive Summary 2020

**Gaps in Services**

Detoxification services are needed at an acute care level to stabilize patients during the life-threatening phase of withdrawal. When the situation is no longer life threatening, there is limited access to the appropriate level of care and treatment.

**Co-Occurring Medical Conditions Related to Mental Illness**

Heart disease (28%) and stroke (5%) accounted for 33% of all Seneca County adult deaths from 2015 to present. The 2022 Seneca County Health Assessment found that 6% of adults had survived a heart attack and 4% had survived a stroke at some time in their life. Nearly two-fifths (36%) of Seneca County adults had high blood cholesterol, 39% were obese, 36% had high blood pressure, 15% were smokers, and 20% were sedentary, five known risk factors for heart disease and stroke.

In 2022, 15% of Seneca County adults had been diagnosed with cancer at some time in their lives, increasing to 24% of those over the age of 65. The Centers for Disease Control and Prevention (CDC) indicates that from 2016-2020, a total of 353 Seneca County residents were diagnosed with cancer, on average 131 died yearly from cancer. The American Cancer Society advises that not using tobacco products, maintaining a healthy weight, adopting a physically active lifestyle, eating more fruits and vegetables, limiting alcoholic beverages and early detection may reduce overall cancer deaths.

In 2022, 11% of Seneca County adults had been diagnosed with diabetes, increasing to 21% of those age of 65 and older. The 2016 BRFSS reports an Ohio prevalence of 11% and U.S prevalence of 11%. The Seneca County Community Health Status Assessment Executive Summary 2019 states that 8% of adults had been diagnosed with pre-diabetes and more than two-fifths (41%) of adults with diabetes rated their health as fair or poor. Life style changes including improved

nutrition, increased physical activity and a weight loss of five to seven percent can positively impact the quality of life of a person with diabetes.

Other co-morbidities that are seen in the senior population served by Sojourn at Seneca include chronic kidney disease, chronic obstructive pulmonary disease, developmental disabilities, and malnutrition.

### Social Determinants of Health

Six percent (6%) of Seneca County adults were abused in the past year) including physical, sexual, emotional, financial or verbal abuse. Thirteen percent (13%) of Seneca County adults had four or more adverse childhood experiences in their lifetime. Thirteen percent (13%) of adults had experienced at least one issue related to hunger/ food insecurity in the past year.

The top two environmental health issues for Seneca County adults that threatened their health in the past year were mold (7 %) and insects (6%). Over half (56%) of adults had a 3-day supply of prescriptions medication for each person who take prescribed medication.

### Mental Health Awareness

In the past year, 11% of Seneca County adults felt so sad or helpless almost every day for 2 weeks or more in a row that they stopped doing usual activities. Three percent (3%) of Seneca County adults considered attempting suicide in the past year. The emergency room at Mercy Health, Tiffin Hospital, sees patients diagnosed with depression, anxiety disorders, and alcohol and illicit drug use/overdoses. Overdose in Seneca County is at an all-time high. According to the Ohio Department of health, Seneca county had a rate of 35.7-43.0 people per 100,000 overdose deaths from 2017-2021. Ohio's overdose death rate has risen even more sharply than the rest of the United States in recent years. In 2022 Ohio had 4,915 overdose deaths. For 2023, Ohio had 3,746 confirmed overdose deaths, with 1,000 more projected that have not yet been documented. In order to combat this alarming trend, Ohio's biennial budget invested over \$180 million to fund a diverse range of programs aimed at reducing the devastating impact of addiction, including prevention and workforce development (Lusheck 2017). It is important to note the relationship between mental illness and substance use disorder. A 2014 report from the National Survey on Drug Use and Health (NSDUH) showed that, of adults with any mental illness, 18.2 percent had a substance abuse disorder, but for adults with adults with no mental illness, 6.3 percent had a substance use disorder. (SAMHSA 2014). Prevention of substance abuse must also focus on treatment strategies for those diagnosed with a mental illness.

Mercy Health, Tiffin Hospital, has an evidence based mental health and addiction screening tool in place and continues to work closely with Firelands Counseling and Recovery Services for staff training and education. Their goal is to work in partnership with State and regional programs to support the Screening, Brief Intervention and Referral to Treatment (SBIRT) program in both the Mercy Health, Tiffin Hospital emergency room and Mercy Health primary care offices to better serve our patients' mental health needs. At the present time, Mercy Health, Tiffin Hospital's emergency room is a safe site for Firelands Counseling and Recovery Services and local law enforcement can bring individuals who need a mental health evaluation for further placement or immediate treatment. Other resources available to address the mental health and suicide needs of the community include the Mental Health and Recovery Services Board of Seneca, Sandusky and Wyandot Counties, Seneca County Suicide Prevention Coalition depression screening, and ProMedica Fostoria Community Hospital.

## Senior Depression Screening and Awareness

In 2019, in Seneca County, 11% of adults felt so sad or hopeless almost every day for two weeks or more in a row that they stopped doing usual activities, increasing to 25% of those with incomes less than \$25,000. (Seneca County 2020 CHNA).

Depression is not uncommon in our senior population, but it is not a natural part of aging. Depression is treatable with prompt recognition. The Geriatric Depression Scale (GDS) is an evidenced based tool used extensively in the community, as well as acute and long-term care settings. It is a useful screening tool to assess for depression in older adults especially when baseline measurements are compared to subsequent scores. The Short Form is more easily used by physically ill and patients who suffer from early to moderate dementia and who have short attention spans. (The geriatric depression scale, 2012)

## Alzheimer's Disease Support

Sojourn at Seneca, in partnership with The Alzheimer's Association, has started a Caregiver Support Group that is held the first Thursday of each month. This support group allows a time for Caregiver's to find support and resources as they navigate the everyday challenges of taking care of their loved one that is living with a diagnosis of Alzheimer's and/or Dementia.

## Preventive Health

The primary focus in the region is an emphasis on Suicide Prevention and Substance use. One way this is accomplished is by using the SBIRT method; Screening, Brief Intervention, and Referral to Treatment.

Education, community outreach, and awareness of the need for mental health treatment services is an integral part of our planning and community feedback loop.

Sojourn at Seneca staff offers the following list of educational presentations to the community:

- Behavioral Symptoms in Dementia
- Bipolar Disorder
- Dementia and Mental Illness in the Older Adult
- Depression in the Older Adult
- Managing Challenging Behaviors
- Suicide in the Older Adult
- Stress Management in the Homeplace
- Supporting the Older Adult's Mental Health
- A Day's Journey Through the Eyes of Dementia
- Managing Addiction in the Older Adult
- Person-Directed Dementia Care
- Trauma Informed Care
- Elder Abuse and Neglect

Firelands Counseling and Recovery Services of Seneca County provides education and training for all emergency room staff members on "Mental Health First Aid for Healthcare workers"

## DETERMINATION OF PRIORITY HEALTH NEEDS

Volunteers of America, Sojourn at Seneca, and key staff reviewed information provided by the CHNA committee to determine priority health issues on which to focus community health improvement efforts over the next three-year cycle. The information was provided to the Governing Board and priorities were identified.

The following criteria were used to determine these health priorities:

- Ability to improve future outcomes
- Identified gaps in current programming and polices
- Knowledge of best practices and solutions

Specific objectives, strategies, and collaborators to address the priority areas are outlined in the Implementation Plan.

## BOARD APPROVAL

The Sojourn at Seneca governing board approved the CHNA and Implementation Plan on May 10, 2024. A copy of the report is available on the Sojourn at Seneca website at [sojournatseneca.org](http://sojournatseneca.org).

## IMPLEMENTATION PLAN 2024-2027 CYCLE

### MENTAL HEALTH AND DEPRESSION SCREENINGS FOR SENIORS AND SUICIDE EDUCATION AND PREVENTION

**Goal:** To increase education and awareness of depression and associated risk factors, including the risk of suicide or attempted suicide, in the senior population, in order to enhance quality of life and provide early intervention.

#### Specific Needs Identified:

- > In 2019, 3% of residents in Seneca County considered attempting suicide, 6% of residents in Sandusky County considered attempting suicide

#### Key Objectives:

- > Continued involvement in community outreach programs
- > Continued partnership with health care facilities that serve and treat adults suffering from depression and suicidal ideation.
- > Utilize and implement an evidenced based “Senior Depression Scale”

#### Implementation Strategies:

1. Provide education, local resources and information in community events (i.e., NAMI support group, Alzheimer’s Walk, local Senior Fairs)
2. Provide training on depression in seniors and discuss strategies for early intervention and support.
3. Elicit feedback on continued community learning needs.
4. Utilize and implement a Senior Depression Screening process that is evidenced based, brief and has a primary focus on identification and early intervention. This tool can be distributed to partners within and outside of the health care field, and must have an educational component. The Geriatric Depression Scale (GDS) is an evidence-based tool used extensively in the community, as well as in acute and long-term care settings. It is a useful screening tool to assess for depression in older adults especially when baseline measurements are compared to subsequent scores. The Short Form is more easily used by physically ill individuals and those who suffer from early to moderate dementia or who have short attention spans. (The geriatric depression scale, 2012)

#### Outcome Measures:

- > Number of community events
- > Number of trainings provide on depression
- > Number of surveys/ evaluations returned

## TREATMENT IN PLACE AT SENIOR LIVING COMMUNITIES

**Goal:** To provide behavioral healthcare to America's most vulnerable population.

### Specific Needs Identified in the Community:

- > On average, 1/3 to 1/2 of residents in senior living communities suffer from a diagnosed/undiagnosed behavioral health population.
- > Staff are unequipped to manage this behavioral health population
- > Residents are receiving inadequate behavioral healthcare and many residents are experiencing excessive antipsychotic medication use.

### Key Objectives:

- > Gradual dose reduction of psychotropic medications
- > Reduction in the need for emergency department visits driven by behaviors
- > Reduction in inpatient psychiatric hospitalizations for long term care residents and patients

### Implementation Strategies:

1. Provide access to specialty psychiatric care via a nurse practitioner.
2. Provide training and education to staff regarding the treatment of residents with behavioral health needs
3. Coordinate care with primary care providers
4. Implement a daily clinical program schedule and quality improvement initiative

### Outcome Measures:

- > Percentage of gradual dose reduction of psychotropic medications after one year
- > Decreased number of inpatient hospitalizations
- > Decreased number of emergency department visits driven by behaviors

## ACUTE CARE TREATMENT FOR OPIATE WITHDRAWAL

**Goal:** To develop programming providing acute stabilization of adults withdrawing from prescription opiate use.

### Special Needs Identified

- > In 2014, 37% of client admissions throughout Ohio were associated with a primary diagnosis of opiate abuse or dependence
- > In Seneca County in 2014, approximately 32 % of client admissions were opiate related
- > Ohio has experienced substantial increases in the rate of opioid overdose Emergency Department visits. Ohio reported a 28% increase from July 2016 through September 2017.

### Objectives

- > Provide acute stabilization of adults withdrawing from prescription opiate use. Build the foundation for continuing outpatient care.
- > Increase the availability of and access to treatment services, including mental health services and medication-assisted treatment for opioid use disorder

### Implementation Strategies:

1. Partner with the Northwest Ohio Opioid Addiction Treatment Planning Task Force
2. Educate staff and community members on diagnosis, treatment options, and care of clients in the acute stages of opiate withdrawal
3. Support the use of CDC Guideline for *Prescribing Opioids for Chronic Pain*

### Outcome Measures:

- > Number of trainings provided
- > Number of collaborations/partnerships within the community

### Collaborators:

- > Mental Health and Recovery Service Boards of Seneca, Ottawa, Sandusky, and Wyandot Counties
- > National Alliance for Mental Illness (NAMI)
- > Firelands Counseling and Recovery Services
- > Hospital Council of Northwest Ohio
- > Alzheimer's Association
- > Multiple networking groups throughout North West Ohio
- > Tiffin Community Health Center

### Existing Community Resources

- Area Office on Aging (AAA)
- Ohio Job and Family Services (ODJFS)
- Family Care Giver Alliance
- National Alliance on Mental Illness (NAMI)
- Schizophrenia and Related Alliance of America (SARDAA)
- Depression and Bipolar Support Alliance
- Alzheimer's Foundation of America
- Alzheimer.net
- Alzheimer's Association
- Firelands Counseling and Treatment Services Seneca and Wyandot Counties 419-448-9440
- National Suicide Hotline and Chat
- National Helpline: 1-800-662-HELP (4357) or 1-800-487-4889
- The Substance Abuse and Mental Health Services Administration (SAMHSA)
- Veteran's Affairs
- Seneca County Commission on Aging
- Seneca-Crawford Area Transportation

## Data Sources and References

*Behavioral health trends in the United States: Results from the 2014 national survey on drug use and health* (Rep). Retrieved June 10, 2018 from [www.samhsa.gov](http://www.samhsa.gov).

*Emergency department data show rapid Increases in opioid overdoses* (Rep). Retrieved June 12, 2018 from <http://www.cdc.gov/media/releases/2018p0306-vs-opioids-overdoses.html>.

Lusheck, B., White, A., & Britton, T. (2017). *Substance use prevention in ohio: Programs, policies, & funding to target addiction before it starts* (Vol.13, p.1 Publication No.11). Columbus, Ohio: The center for community solutions.

*Ohio Unintentional Drug Overdose Deaths 2022* (Rep). Updated July 2023. Retrieved from [www.odh.ohio.gov](http://www.odh.ohio.gov)

*Sandusky County Community Health Assessment 2022. Examining the health of Sandusky County* (Rep). Released November 2022. Retrieved from [www.hcno.org](http://www.hcno.org).

*Seneca County Community Health Assessment 2022. Examining the health of Seneca County* (Rep). Released July 2023. Retrieved from [www.hcno.org](http://www.hcno.org).

*Suicide* (Rep). Updated February 2024. Retrieved from [www.nimh.nih.gov](http://www.nimh.nih.gov)

Greenberg, S. (2012). *The geriatric depression scale (GDS). Try this: best practices in nursing care to older adults.* (P.1, Publication No.4). New York, New York: Hartford institute for geriatric nursing.

*The opioid epidemic: Recommendations to increase access to treatment: released March 16, 2017*

(Rep). Retrieved June 10, 2018 <https://www.hcno.org.../nw-ohio-Opioid-treatment-task-Force-recommendations>.

*Wyandot County Community Health Assessment 2022. Examining the health of Wyandot County.* Released August 2022. Retrieved from [www.hcno.org](http://www.hcno.org).